

*Hydro***FLOW**®

ELECTRONIC WATER CONDITIONERS



## **PEARL PLUS USER GUIDE**

**IMPORTANT** READ THESE INSTRUCTIONS BEFORE FITTING



## CONTENTS

<b>LOCATION</b>	<b>01-02</b>
<b>INSTALLATION &amp; ELECTRICITY</b>	<b>03-04</b>
<b>TROUBLESHOOTING &amp; LOOPS</b>	<b>05-06</b>
<b>GUARANTEE</b>	<b>07-08</b>



## LOCATION

For optimal performance, install the unit on the cold feed to the place where the water is heated. This could be on the cold inlet to an instant water heater **(A)** or on the cold inlet to a hot water cylinder **(B)**.



01-02

HydroFLOW®



## INSTALLATION

1. Attach bottom section of unit to pipe (**C**).
2. Secure with tie wraps around lugs on bottom section (**D**).
3. Connect PSU to top section of unit with DC jack (**E**).
4. Connect top section to bottom section (**F**).
5. Ensure both clips are fully engaged (**G**).
6. Connect PSU to mains power. In-line PSU CW1200150 must be connected to 3A fused spur (**H**).

## TECHNICAL DETAILS

Clean with a dry cloth. If the equipment is used in a manner not specified by the manufacturer, the protection provided by the equipment may be impaired. As with all electrical equipment, ensure that the equipment is connected in accordance with current electrical regulations in your area.

Hydroflow water conditioners are intended for non-chemical treatment of water. Contains no serviceable parts – please contact Hydropath or your local representative for assistance.

Mains power: 100-240 V / 50-60 Hz / 0.4A Max

Units: 12VDC 150mA

Use only with provided power supply; model numbers:

CW1200150/ CW1200150UK/ CW1200150EU/ CW1200150US

Do not subject power supplies to excessive moisture.

Units are designed for indoor use.

Altitude: up to 2000m      Temperature: 5 – 40°C

Max. rel. humidity: 80% up to 31°C; 50% at 40°C


Mains supply fluctuations: ± 10% Nominal

Transient overvoltage: up to overvoltage CAT II

Temporary Overvoltages      Pollution degree 2



This appliance can be used by children aged from 8 years and above and persons with reduced physical, sensory or mental capabilities, or lack of experience and knowledge, if they have been given supervision or instruction concerning the use of the appliance in a safe way and understand the hazards involved. Children shall not play with the appliance. Cleaning and user maintenance shall not be made by children unless they are older than 8 years and supervised.





## TROUBLESHOOTING

The light shows that the signal is being transmitted into the water - it should be bright. If this is not the case check the following:

1. The “foot” section of the unit is fully attached and aligned.
2. The mains supply should be on. Check that the PSU is fully plugged into the mains and that the DC jack is fully plugged into the unit.
3. If fitting to metal pipework, avoid placing unit into an electrical loop (see below).

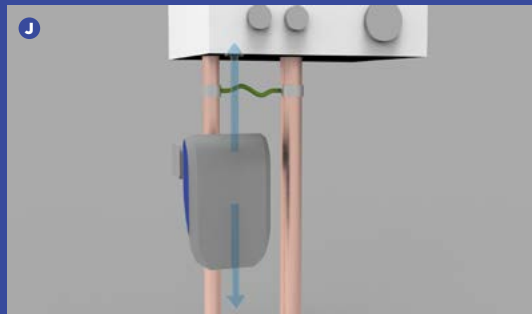
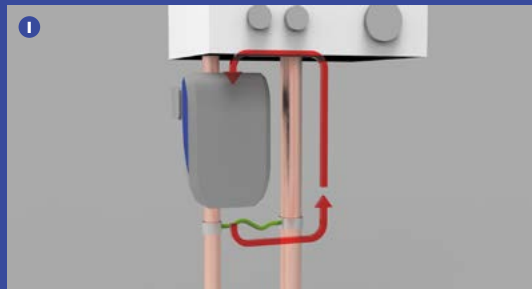
If the unit is fitted in a loop, move the unit to a location outside the loop.

## LOOPS

An electrical loop occurs when the signal can travel through metal from one side of the unit to the other **(I)**. If the unit is fitted in a loop, the signal does not propagate correctly and is trapped in the loop. Earth bonding or pipework is a common cause. Loops cannot be formed if the unit is fitted to plastic pipe.

Moving the unit to a location outside the loop – for example “before” the earth bonding - allows the signal to propagate correctly **(J)**.

A quick test to see if the unit is in a loop is to remove the unit from the pipe, reassemble it off the pipe, and see if the light becomes brighter.





## GUARANTEE

Should a fault occur with this product within the first 3 years after purchase, then the product will either be repaired or replaced free of charge under the manufacturer's product guarantee. Guarantee claims are strictly limited to the value of the original purchase price and HYDROPATH accepts no responsibility for any consequential loss that may result from a product failure.

- It is a condition of this guarantee that no unauthorised repairs are carried out or attempted as they will invalidate the guarantee. Faulty product that is within the guarantee period should be returned to the point of purchase together with a copy of the bill of receipt.
- HYDROPATH recommends that the unit is wired to a surge-protected power supply, and no claims will be accepted where product failure or damage is the direct result of a surge from an unstable power supply.
- Customers should be aware that water leaks from plumbing systems may result as a consequence of limescale removal. Customers are advised therefore to periodically inspect the plumbing system to ensure that the system and compression joints in particular remain water-tight.
- No claims will be accepted by HYDROPATH for products purchased through un-authorised vendors or re-sellers. A list of authorised vendors can be found on our website.
- This guarantee does not affect a customer's statutory rights.





**FOR ONLINE VERSIONS OF THESE  
INSTRUCTIONS IN VARIOUS LANGUAGES,  
GO TO [WWW.HYDROPATH.COM/INSTRUCTIONS](http://WWW.HYDROPATH.COM/INSTRUCTIONS)**

**T +44(0) 1159 869 966**

**F +44(0) 1159 869 944**

**E [sales@hydropath.com](mailto:sales@hydropath.com)**

**w [www.hydropath.com](http://www.hydropath.com)**

**f [hydropath\\_tech](https://www.facebook.com/hydropath_tech)**

**t [@hydropathtech](https://twitter.com/hydropathtech)**

**in [@hydropath](https://www.instagram.com/hydropath)**